

The ASU social work program completed phase one (entrance assessment) of the BEAP assessment process and the results are listed in the Table below. The benchmark was set at 70 percent for the BEAP.

Competencies	Program Section Mean Entrance	BEAP Mean Entrance	Program Section Mean Exit	BEAP Mean Exit
2.1.1 - Identify as a professional social worker and conduct oneself accordingly	45.83	58.75	75.76	75.80
2.1.2 - Apply social work ethical principles to guide professional practice.	50.35	52.57	60.10	65.39
2.1.3 - Apply critical thinking to inform and communicate professional judgments.	70.31	68.95	86.36	83.68
2.1.4 - Engage diversity and difference in practice.	46.89	49.51	63.59	59.62
2.1.5 - Advance human rights and social and economic justice.	53.75	71.34	79.04	80.40
2.1.6 - Engage in research informed practice and practice informed research.	40.62	41.17	54.55	52.00
2.1.7 - Apply knowledge of human behavior and the social environment.	44.38	49.40	54.09	62.99
2.1.8 - Engage in policy practice to advance social and economic wellbeing and to deliver effective social work services.	42.19	45.56	50.57	55.97
2.1.9 - Respond to contexts that shape practice.	50.00	69.61	72.73	78.88
2.1.10(a)–(d) - Engage, assess, intervene, and evaluate with individuals, families, groups, organizations, and communities.	56.35	63.43	71.32	74.98

The program appends the summary data for each measure used to assess the attainment of each competency for at least one academic year prior to the submission of the self-study. The information listed below is the summary data for Academic year 2012-2013, utilizing Strategic Planning On-line (SPOL)

## EP 2.1.1

### Assessment:

My Programs


104.6% View

Programs		Add Program
+ BSW SOCIAL WORK		80% View
- Social Work - CSWE		104% View
Outcomes		Add Outcome
- EP 2.1.1		106% View
Identify as a professional social worker and conduct oneself accordingly.		
Measures		Add Measure
+ PB1		106% View
Advocate for client access to the services of social work.		
+ PB2		105% View
Practice personal reflection and self-correction to assure continual professional development.		
+ PB3		105% View
Attend to professional roles and boundaries.		
+ PB4		106% View
Demonstrate professional demeanor in behavior, appearance, and communication.		
+ PB5		106% View
Engage in career-long learning		
+ PB6		108% View
Use supervision and consultation		

**Outcome Effectiveness**

**Outcome Description: 105.9%**

Identify as a professional social worker and conduct oneself accordingly.



--- Projected --- Actual Average Results

Outcome Details							
<b>Projected Score:</b>	80%	<b>Actual Score:</b>	84.7%	<b>Weighted Score:</b>	105.9%	<b>Planning Year:</b>	2012-2013

<b>Program:</b>	<b>Outcome Type:</b>	<b>Operational Status:</b>
Social Work - CSWE	Student Learning Outcomes	Is Executing

Use of Results	
<b>Date:</b>	<b>Use of Result:</b>
07/12/2013	We exceeded our projected aggregate of 80% for academic year 2012-2013, with 84.06% of our students hitting this benchmark, while only expecting 80% of students to hit this mark. We will keep our aggregate of 80%, but raise the percentage of students who reach the benchmark from 80% to 85% for the next academic year..




**EP 2.1.3**

<b>EP 2.1.3</b> <span style="float: right;">105 % <a href="#">View</a></span> Apply critical thinking to inform and communicate professional judgments.	
<b>Measures</b> <span style="float: right; color: white;"><a href="#">Add Measure</a></span>	
<b>+ PB10</b> <span style="float: right;">105.6 % <a href="#">View</a></span> Apply strategies of ethical reasoning to arrive at principled decisions	<span style="float: right;">105.6 % <a href="#">View</a></span>
<b>+ PB11</b> <span style="float: right;">104.5 % <a href="#">View</a></span> Distinguish, appraise, and integrate multiple sources of knowledge, including research-based knowledge, and practice wisdom.	<span style="float: right;">104.5 % <a href="#">View</a></span>
<b>+ PB12</b> <span style="float: right;">104.8 % <a href="#">View</a></span> Analyze models of assessment, prevention, intervention, and evaluation.	<span style="float: right;">104.8 % <a href="#">View</a></span>

**Outcome Effectiveness**

**Outcome Description:** **105%**  
 Apply critical thinking to inform and communicate professional judgments.



--- Projected --- Actual Average Results

<b>Outcome Details</b>							
<b>Projected Score:</b>	80.1%	<b>Actual Score:</b>	84.1%	<b>Weighted Score:</b>	105%	<b>Planning Year:</b>	2012-2013

<b>Program:</b>	<b>Outcome Type:</b>	<b>Operational Status:</b>
Social Work - CSWE	Student Learning Outcomes	Is Executing

**Use of Results****Date:****Use of Result:**

07/15/2013

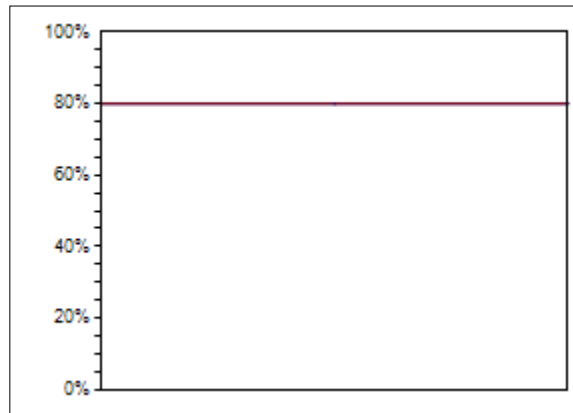
We exceeded our projected aggregate of 80% for academic year 2012-2013, with 83.78% of our students hitting this benchmark, while only expecting 80% of students to hit this mark. We will keep our aggregate of 80%, but raise the percentage of students who reach the benchmark from 80% to 85% for the next academic year.

**EP 2.1.4**

<b>EP 2.1.4</b> <span style="float: right;">105.4 % <a href="#">View</a></span> Engage diversity and difference in practice.	
<b>Measures</b> <a href="#">Add Measure</a>	
<b>+ PB13</b> <span style="float: right;">109.4 % <a href="#">View</a></span> Demonstrate effective oral and written communication in working with individuals, families, groups, organizations, communities, and colleagues.	
<b>+ PB14</b> <span style="float: right;">103.7 % <a href="#">View</a></span> Recognize the extent to which a culture's structures and values may oppress, marginalize, alienate, or create or enhance privilege and power.	
<b>+ PB15</b> <span style="float: right;">105.4 % <a href="#">View</a></span> Gain sufficient self-awareness to eliminate the influence of personal biases and values in working with diverse groups.	
<b>+ PB16</b> <span style="float: right;">105.4 % <a href="#">View</a></span> Recognize and communicate their understanding of the importance of difference in shaping life experiences.	

**Outcome Effectiveness**  
**105.4%**

**Outcome Description:**  
 Engage diversity and difference in practice.



--- Projected --- Actual Average Results

<b>Outcome Details</b>							
<b>Projected Score:</b>	80%	<b>Actual Score:</b>	84.3%	<b>Weighted Score:</b>	105.4%	<b>Planning Year:</b>	2012-2013

<b>Program:</b>	<b>Outcome Type:</b>	<b>Operational Status:</b>
Social Work - CSWE	Student Learning Outcomes	Is Executing



**Use of Results****Date:****Use of Result:**

07/15/2013

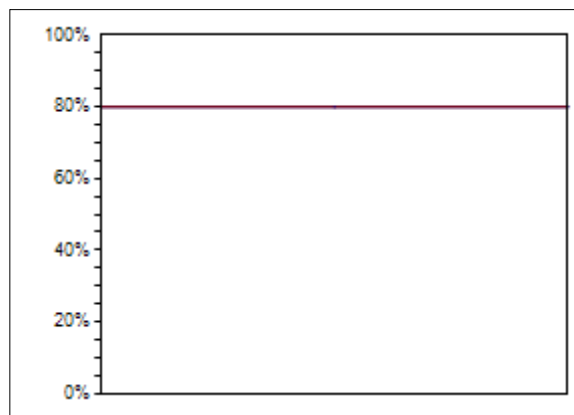
We exceeded our projected aggregate of 80% for academic year 2012-2013, with 83.06% of our students hitting this benchmark, while only expecting 80% of students to hit this mark. We will keep our aggregate of 80%, but raise the percentage of students who reach the benchmark from 80% to 85% for the next academic year.

**EP 2.1.5**

<b>EP 2.1.5</b> <span style="float: right;">103.9 % <a href="#">View</a></span> Advance human rights and social and economic justice.	
<a href="#">Add Measure</a>	
<b>PB17</b> <span style="float: right;">104.1 % <a href="#">View</a></span> View themselves as learners and engage those with whom they work as informants.	
<b>PB18</b> <span style="float: right;">104 % <a href="#">View</a></span> Understand the forms and mechanisms of oppression and discrimination.	
<b>PB19</b> <span style="float: right;">103.7 % <a href="#">View</a></span> Advocate for human rights and social and economic justice.	

**Outcome Effectiveness**

**Outcome Description:** **103.9%**  
 Advance human rights and social and economic justice.



--- Projected --- Actual Average Results

<b>Outcome Details</b>							
<b>Projected Score:</b>	80%	<b>Actual Score:</b>	83.1%	<b>Weighted Score:</b>	103.9%	<b>Planning Year:</b>	2012-2013

<b>Program:</b>	<b>Outcome Type:</b>	<b>Operational Status:</b>
Social Work - CSWE	Student Learning Outcomes	Is Executing

<b>Use of Results</b>	
<b>Date:</b>	<b>Use of Result:</b>
07/15/2013	We exceeded our projected aggregate of 80% for academic year 2012-2013,

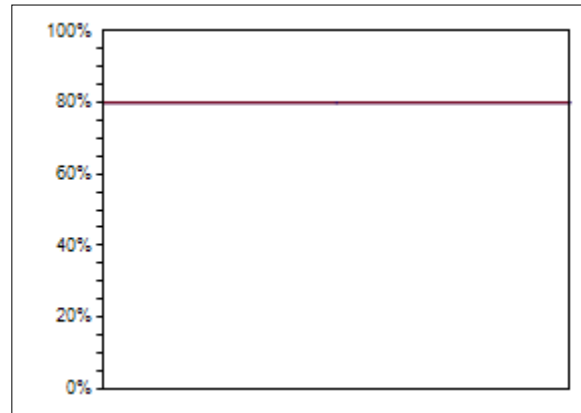
with 85.06% of our students hitting this benchmark, while only expecting 80% of students to hit this mark. We will keep our aggregate of 80%, but raise the percentage of students who reach the benchmark from 80% to 85% for the next academic year..

**EP 2.1.6**

<b>EP 2.1.6</b> <span style="float: right;">103.4 % <a href="#">View</a></span> Engage in research-informed practice and practice-informed research.	
<a href="#">Add Measure</a>	
<b>PB20</b> <span style="float: right;">103.4 % <a href="#">View</a></span> Engage in practices that advance social and economic justice.	
<b>PB21</b> <span style="float: right;">103.4 % <a href="#">View</a></span> Use practice experience to inform scientific inquiry.	

**Outcome Effectiveness**

**Outcome Description:**     **103.4%**  
 Engage in research-informed practice and practice-informed research.



--- Projected    --- Actual Average Results

Outcome Details							
<b>Projected Score:</b>	80%	<b>Actual Score:</b>	82.7%	<b>Weighted Score:</b>	103.4%	<b>Planning Year:</b>	2012-2013

<b>Program:</b> Social Work - CSWE	<b>Outcome Type:</b> Student Learning Outcomes	<b>Operational Status:</b> Is Executing
---------------------------------------	---	--

Use of Results	
<b>Date:</b>	<b>Use of Result:</b>
07/15/2013	We exceeded our projected aggregate of 80% for academic year 2012-2013, with 86.52% of our students hitting this benchmark, while only expecting 80% of students to hit this mark. We will keep our aggregate of 80%, but raise the percentage of students who reach the benchmark from 80% to 85% for the next academic year.

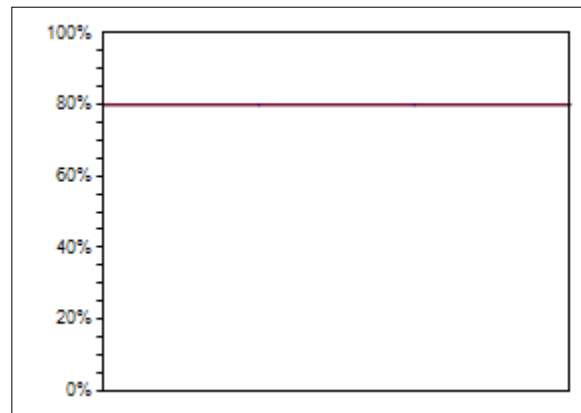
**EP 2.1.7**

<b>EP 2.1.7</b> <span style="float: right;">103 % <a href="#">View</a></span> Apply knowledge of human behavior and the social environment.	
<a href="#">Add Measure</a>	
<b>PB22</b> <span style="float: right;">103.1 % <a href="#">View</a></span> Use research evidence to inform practice.	
<b>PB23</b> <span style="float: right;">103 % <a href="#">View</a></span> Utilize conceptual frameworks to guide the processes of assessment, intervention, and evaluation.	

**Outcome Effectiveness**

**Outcome Description:** **103%**

Apply knowledge of human behavior and the social environment.



--- Projected --- Actual Average Results

<b>Outcome Details</b>							
<b>Projected Score:</b>	80%	<b>Actual Score:</b>	82.4%	<b>Weighted Score:</b>	103%	<b>Planning Year:</b>	2012-2013

<b>Program:</b>	<b>Outcome Type:</b>	<b>Operational Status:</b>
Social Work - CSWE	Student Learning Outcomes	Is Executing

<b>Use of Results</b>	
<b>Date:</b>	<b>Use of Result:</b>
07/15/2013	We exceeded our projected aggregate of 80% for academic year 2012-2013, with 83.77% of our students hitting this benchmark, while only expecting 80% of students to hit this mark. We will keep our aggregate of 80%, but raise the percentage of students who reach the benchmark from 80% to 85% for the next academic year.

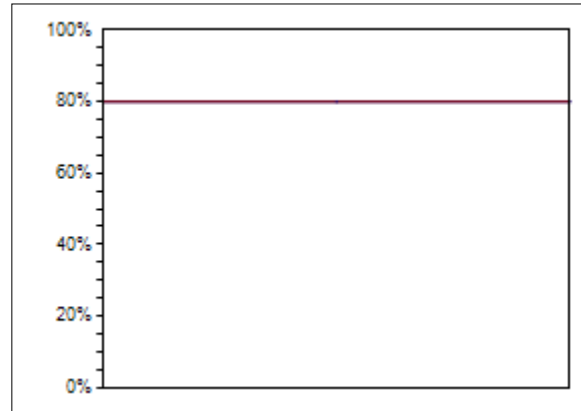
**EP 2.1.8**

<div style="display: flex; justify-content: space-between; align-items: center;"> <span>EP 2.1.8</span> <span>103.7 % <a href="#">View</a></span> </div> <p>Engage in policy practice to advance social and economic well-being and to deliver effective social work services.</p>
<div style="display: flex; justify-content: space-between; align-items: center;"> <span><b>Measures</b></span> <span><a href="#">Add Measure</a></span> </div>
<div style="display: flex; justify-content: space-between; align-items: center;"> <span>+ PB24</span> <span>103.6 % <a href="#">View</a></span> </div> <p>Critique and apply knowledge to understand person and environment</p>
<div style="display: flex; justify-content: space-between; align-items: center;"> <span>+ PB25</span> <span>103.7 % <a href="#">View</a></span> </div> <p>Analyze, formulate, and advocate for policies that advance social well-being.</p>

**Outcome Effectiveness**

**Outcome Description:** 103.7%

Engage in policy practice to advance social and economic well-being and to deliver effective social work services.



--- Projected --- Actual Average Results

Outcome Details							
<b>Projected Score:</b>	80%	<b>Actual Score:</b>	82.9%	<b>Weighted Score:</b>	103.7%	<b>Planning Year:</b>	2012-2013

<b>Program:</b>	<b>Outcome Type:</b>	<b>Operational Status:</b>
Social Work - CSWE	Student Learning Outcomes	Is Executing

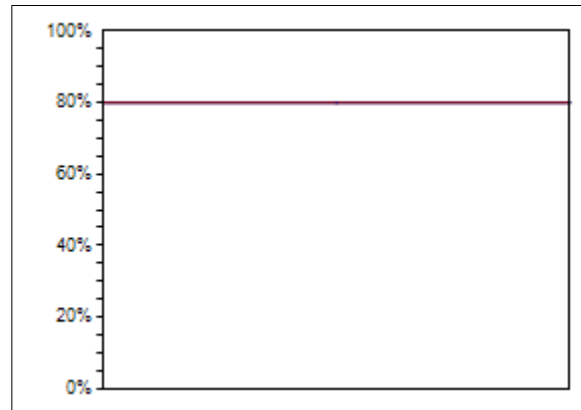
Use of Results	
<b>Date:</b>	<b>Use of Result:</b>
07/15/2013	We exceeded our projected aggregate of 80% for academic year 2012-2013, with 86.04% of our students hitting this benchmark, while only expecting 80% of students to hit this mark. We will keep our aggregate of 80%, but raise the percentage of students who reach the benchmark from 80% to 85% for the next academic year.

**EP 2.1.9**

<b>EP 2.1.9</b> <span style="float: right;">103.7 % <a href="#">View</a></span> Respond to contexts that shape practice.	
<a href="#">Add Measure</a>	
<b>+ PB26</b> <span style="float: right;">103.7 % <a href="#">View</a></span> Collaborate with colleagues and clients for effective policy action.	
<b>+ PB27</b> <span style="float: right;">103.8 % <a href="#">View</a></span> Continuously discover, appraise, and attend to changing locales, populations, scientific and technological developments, and emerging societal trends to provide relevant services.	

**Outcome Effectiveness**

**Outcome Description:**      **103.7%**  
 Respond to contexts that shape practice.



--- Projected    --- Actual Average Results

<b>Outcome Details</b>							
<b>Projected Score:</b>	80%	<b>Actual Score:</b>	83%	<b>Weighted Score:</b>	103.7%	<b>Planning Year:</b>	2012-2013

<b>Program:</b>	<b>Outcome Type:</b>	<b>Operational Status:</b>
Social Work - CSWE	Student Learning Outcomes	Is Executing

<b>Use of Results</b>	
<b>Date:</b>	<b>Use of Result:</b>
07/15/2013	We exceeded our projected aggregate of 80% for academic year 2012-2013, with 84.06% of our students hitting this benchmark, while only expecting 80% of students to hit this mark. We will keep our aggregate of 80%, but raise the percentage of students who reach the benchmark from 80% to 85% for the next academic year.

## EP 2.1.10


-	<b>EP 2.1.10</b>		103.2 %	<a href="#">View</a>
(a)?(d) – Engage, assess, intervene, and evaluate with individuals, families, groups, organizations, and communities.				
<b>Measures</b>		<a href="#">Add Measure</a>		
+	<b>PB28</b>		103.5 %	<a href="#">View</a>
Provide leadership in promoting sustainable changes in service delivery and practice to improve the quality of social services.				
+	<b>PB29</b>		103.1 %	<a href="#">View</a>
Substantively and affectively prepare for action with individuals, families, groups, organizations, and communities.				
+	<b>PB30</b>		103.4 %	<a href="#">View</a>
Use empathy and other interpersonal skills.				
+	<b>PB31</b>		103.4 %	<a href="#">View</a>
Develop a mutually agreed-on focus of work and desired outcomes.				
+	<b>PB32</b>		103.4 %	<a href="#">View</a>
Collect, organize, and interpret client data.				
+	<b>PB33</b>		103.4 %	<a href="#">View</a>
Assess client strengths and limitations.				
+	<b>PB34</b>		103.4 %	<a href="#">View</a>
Develop mutually agreed-on intervention goals and objectives.				
+	<b>PB35</b>		103.1 %	<a href="#">View</a>
Select appropriate intervention strategies.				
+	<b>PB36</b>		103.1 %	<a href="#">View</a>
Initiate actions to achieve organizational goals.				
+	<b>PB37</b>		103.5 %	<a href="#">View</a>
Implement prevention interventions that enhance client capacities.				
+	<b>PB38</b>		103.4 %	<a href="#">View</a>
Help clients resolve problems.				
+	<b>PB39</b>		103.4 %	<a href="#">View</a>
Negotiate, mediate, and advocate for clients.				
+	<b>PB40</b>		103.4 %	<a href="#">View</a>
Facilitate transitions and endings.				
+	<b>PB41</b>		101.7 %	<a href="#">View</a>
Critically analyze, monitor, and evaluate interventions.				



**Outcome Effectiveness**

**Outcome Description:** 103%

Engage, assess, intervene, and evaluate with individuals, families, groups, organizations, and communities..



--- Projected --- Actual Average Results

Outcome Details							
<b>Projected Score:</b>	80%	<b>Actual Score:</b>	83%	<b>Weighted Score:</b>	103%	<b>Planning Year:</b>	2012-2013

<b>Program:</b>	<b>Outcome Type:</b>	<b>Operational Status:</b>
Social Work - CSWE	Student Learning Outcomes	Is Executing

Use of Results	
<b>Date:</b>	<b>Use of Result:</b>
07/15/2013	We exceeded our projected aggregate of 80% for academic year 2012-2013, with 84.69% of our students hitting this benchmark, while only expecting 80% of students to hit this mark. We will keep our aggregate of 80%, but raise the percentage of students who reach the benchmark from 80% to 85% for the next academic year.