





Your OneCard will come in the mail in 2-3 weeks after it has been ordered. It comes in a green envelope. If OneCard is not received after 3 weeks, please call the OneCard office at (325) 942-2331.

To Activate your OneCard:

The ASU OneCard is the official identification card for all students at Angelo State University. It is your Gym Card, Library Card, Door Access Key, Meal Card, etc., and it is also an instrument for **Financial Aid Refund Management**. OneCard needs to be activated online before use.

1. Go to www.asuone.com
2. Click the  button found at the upper right corner of the page. Scroll down, click 
3. Enter PIN # or use 16-digit card number found at the front of your OneCard. Then follow the instructions.
4. Select your **Refund Disbursement Preference**. **Refunds are the money leftover from Financial Aid grants, scholarships, student loans, or reimbursement money from your withdrawn classes.*

You will select from two options:

Option 1:
Choose this if you already have an existing bank account. Your OneCard will remain an ID and an access key to campus facilities.



Electronic Deposit To Another Account

One to two business days

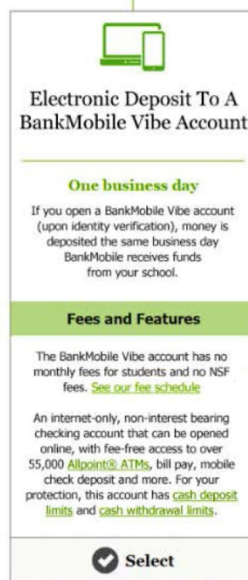
Money is transferred to another account the same business day BankMobile receives funds from your school. Typically, it takes 1 – 2 business days for the receiving bank to credit the money to your account.

Fees and Features

Please check the fee schedule at your financial institution.

Features vary widely from institution to institution. We encourage you to be aware of the features available from your existing financial service provider.

Select



Electronic Deposit To A BankMobile Vibe Account

One business day

If you open a BankMobile Vibe account (upon identity verification), money is deposited the same business day BankMobile receives funds from your school.

Fees and Features

The BankMobile Vibe account has no monthly fees for students and no NSF fees. [See our fee schedule](#)

An internet-only, non-interest bearing checking account that can be opened online, with fee-free access to over 55,000 Allpoint® ATMs, bill pay, mobile check deposit and more. For your protection, this account has [cash deposit limits](#) and [cash withdrawal limits](#).

Select

Option 2:
Choose this if you want to request to open a new checking account with BankMobile. When approved, your OneCard will turn into a debit card. Be aware that there is no local bank for BankMobile anywhere in Texas.

Option 1: If you want your refund money to be deposited to your own bank account, choose option 1. **NOTE: You will be fully responsible if any of the information is incorrect and results in the misrouting of the disbursement of your refund money.**

Option 2: If you choose this option, that means you are opening a checking account with BankMobile and your OneCard ID will turn into a debit card. Just like any other bank, when you open an account with them, they will require some documents from you to verify your identity. **Please see the link for ID Hold – identity verification instructions below.**

5. Create your profile: create your password and enter your personal information. **Make sure to update your address.**
6. **Confirm your email.** Don't skip this part. Confirmation code will be sent to your email.

Make sure you remember your email and password for future login. Write it down somewhere safe.

NOTE: It will take about an hour after activation for your card to be automatically updated in our system.



For detailed, step by step instructions to Activate your OneCard, go to this link: <http://www.angelo.edu/content/files/20363-to-activate-first-onecard>

For ID Hold - identity verification instructions, go to this link: <http://www.angelo.edu/content/files/20735-identity-verification>



If you need further assistance, please come by the OneCard office at 1825 S. Johnson St. or call us at (325) 942-2331 during office hours, Monday-Friday, 8 a.m. to 5 p.m.